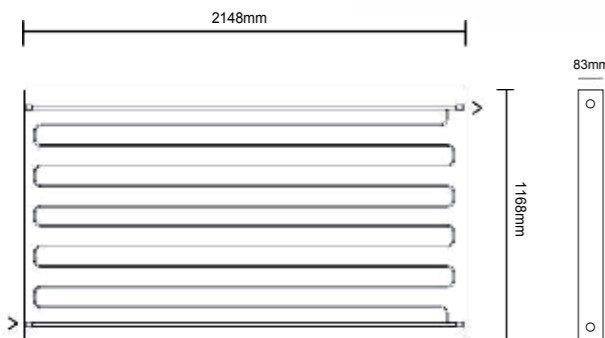



FK 500 Frame Collector

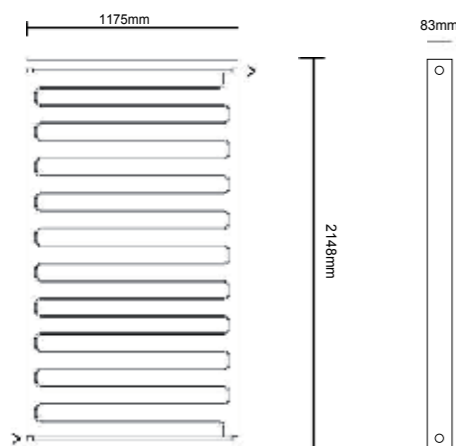
The Renewable Energy Hub's new and exclusive FK 500 flat plate collector series encompasses the latest patented technologies along with industry know how.

The FK 500 black anodised frame collector is available in portrait or landscape versions and is modular in design and can be mounted in many variants including on roof parallel or raised and can also be roof integrated with an attractive anthracite flashing kit which fits any roof fabric profile.

The FK 500 also incorporates the new and exclusive Rapid Fit® hydraulic connection system; this new patented design enables installer's rapid installation once the support frame is mounted because no tools are required on the roof when mounting collectors in series or connecting flow or return pipe work.



Landscape Version – FK 500 L



Portrait Version – FK 500 P

FK 500 product benefits

- Premium Black Anodised Al frame collector with unique design, available in portrait and landscape.
- 4 Rapid Fit® push fit connectors integrated into the frame and protected for transport.
- Self-emptying meander absorber with excellent stagnation performance.
- Installation from 15° to 75° possible as well as 90° for facade installations.
- Reduced installation time thanks to Rapid Fit® hydraulic push fit connectors, no tools necessary.
- Versatile collector with many variable mounting possibilities, on-roof parallel, raised, façade & roof integration using an anthracite flashing kit which fits any roofing profile.
- Product exclusive to SOLFEX energy systems customers.
- Collector and mountings statically calculated in accordance with applicable standard EN 1991.
- Solar Keymark certificate and 10 years warranty.

FK 500 Series			FK 500 P	FK 500 L
Technical Data				
Collector type		Frame collector		
Overall area	m ²	2.51		
Absorber area	m ²	2.34		
Aperture area	m ²	2.35		
H x W x D	mm	2148 x 1175 x 83	1168 x 2148 x 83	
Weight	kg	36		
Absorber capacity	l	1.4		
Conversion factor	η ₀	0.812 η: 81.2%	0.811 η: 81.1%	
a ¹		3.762	3.295	
a ²		0.010	0.017	
Collector Field Piping / Max single row		10pcs	8pcs	
Housing		Black Anodised Aluminium Frame		
Back plate		Al-sheet		
Absorber sheet		Meander, Al, highly selectively coated		
Absorption	%	0.95		
Emission	%	0.05		
Ø manifold	mm	18		
Ø risers	mm	8		
Connections		4 x push fit connector		
Glass		3.2 mm tempered solar safety float glass		
Transmittance of glass	%	91		
Insulation		50 mm mineral wool plate		
Max. stagnation temperature		203°C under test conditions		
Max operating pressure		10 bar		
Heat transfer medium		Tyfocor® LS		
Approved installation angle		Min. 15, ° max.75° / Façade 90°		
Recommended Flow Rate		30 l/m ² h - up to max collector area 25m ²		
Solar Keymark No.		011-7S2014 F		

Collector installation options

